

































Radial Great Grand Master Fleet

Sailed: 11, Discards: 2, To count: 9, Entries: 32, Scoring system: Appendix A

Rank	Sail No	HelmName	NAT	Nat3	Sex	R1	R2	R3	R4	R5	R6	R7	R8	R9	R10	R11	Total	Nett
1st	197530	Robert Lowndes		AUS	M	(11)	1	2	2	1	(3)	2	1	1	1	1	26	12
2nd	206063	Bill Symes		USA	M	(33 BFD)	4	1	(6)	6	1	1	3	2	2	5	64	25
3rd	207642	Keith Wilkins		GBR	M	8	8	3	3	4	5	6	(9)	3	(15)	4	68	44
4th	207646	Daniel Devos		FRA	M	4	6	6	4	(12)	2	12	5	(13)	4	8	76	51
5th	204121	Michael Kinnear		GBR	M	1	2	5	11	2	12	(18)	(13)	5	9	6	84	53
6th	208809	Kevin Phillips		AUS	M	(15)	11	12	5	7	6	3	(18)	7	5	2	91	58
7th	197340	David Binding		GBR	M	9	(10)	(13)	9	3	10	8	7	4	3	9	85	62
8th	122643	Jacky Nebrel		FRA	M	12	3	(17)	7	9	9	(33 DNC)	4	12	7	3	116	66
9th	203323	Kevin Pearson		GBR	M	2	9	8	1	16	11	4	12	9	(33 UFD)	(19)	124	72
10th	202594	Tim Alexander		AUS	M	6	5	10	10	(24)	4	14	6	10	8	(16)	113	73
11th	199916	David Hartman		USA	M	7	(20)	9	15	8	(16)	13	16	8	6	11	129	93
12th	199919	Jacek Suski		CAN	M	(21)	12	7	13	5	(21)	17	2	20	11	7	136	94
13th	197375	Ian Rawet		GBR	M	(17)	14	4	8	15	15	11	8	17	(24)	12	145	104
14th	206046	David Edmiston		AUS	M	(19)	19	11	(20)	10	7	5	14	15	10	18	148	109
15th	206004	John Ryan		AUS	M	3	(21)	(20)	12	17	14	7	11	16	17	15	153	112
16th	174236	Jacques Kerrest		USA	M	10	16	14	18	(22)	8	16	15	11	(21)	10	161	118
17th	208095	Lindsay Hewitt		USA	M	(29)	18	23	17	11	17	9	10	6	12	(33 DNC)	185	123
18th	206577	Jack Pearce		CAN	M	16	7	15	(22)	(33 UFD)	13	19	20	19	14	13	191	136
19th	196907	Dave Kershaw		AUS	M	(22)	(30)	16	19	19	18	20	17	22	16	21	220	168
20th	191344	Helio Araujo		BRA	M	13	13	18	(24)	23	20	23	19	21	19	(28)	221	169
21st	194288	Doug Bell		CAN	M	14	23	(25)	(27)	25	24	22	21	14	20	17	232	180
22nd	201240	Denys Deschambeault		CAN	M	18	17	24	14	26	22	10	26	(27)	26	(27)	237	183
23rd	171031	Grant Carlson		USA	M	24	22	26	21	13	25	27	(28)	(30)	13	14	243	185
24th	181906	Francis Walsh		AUS	M	25	25	21	16	(28)	19	(26)	22	18	25	20	245	191
25th	206502	Hilary Thomas		GBR	F	5	(29)	(29)	25	14	26	25	29	28	18	22	250	192

Rank	Sail No	HelmName	NAT	Nat3	Sex	R1	R2	R3	R4	R5	R6	R7	R8	R9	R10	R11	Total	Nett
26th	207207	Neil Feller		AUS	M	23	(26)	19	23	(27)	23	15	23	23	22	25	249	196
27th	197281	Clive Humphris		AUS	M	27	24	27	(28)	21	(28)	21	24	24	23	26	273	217
28th	202677	David Wyllie		AUS	M	26	28	22	(29)	18	27	24	27	26	(29)	29	285	227
29th	193297	James Belfrage		CAN	M	28	27	(30)	26	20	(29)	28	25	25	27	23	288	229
30th	167395	Steve Avery		CAN	M	20	15	28	30	(33 DNC)	(33 DNC)	33 DNC	33 DNC	33 DNC	33 DNC	33 DNC	324	258
31st	175143	Peter Aronsson		USA	M	30	(33 RET)	(31)	31	29	30	29	30	29	28	24	324	260
32nd	208107	Finn Hassing		USA	M	(33 DNC)	(33 DNC)	33 DNC	33 DNC	33 DNC	33 DNC	33 DNC	33 DNC	33 DNC	33 DNC	33 DNC	363	297